





With V-Touch, the power of VISION is at your fingertip



# MAX Engraver

# Series 5



Metal Engraving




Parts Marking



Parts Serialization



Cylindrical Engraving



Control Panels

## INCREASE CAPABILITIES & BUSINESS REVENUE!

The MAX Engraver is Vision's original multi-axis rotary engraving machine. With engraving speeds of up to 10" per second and a removable 8" x 12" flat engraving table, the MAX can engrave cylindrical items up to 10" in diameter and flat items up to 11" thick. The MAX is also ideal for heavy-duty work, including marking industrial items such as tools, cylinders, pipes, and gauges.

## THE MAX OFFERS:

- ☒ Removable 8" x 12" aluminum t-slot table
- ☒ Built-in cylindrical feature for engraving round items
- ☒ Self-centering work-holding vise with cones for holding round items
- ☒ V-Touch Pendant With Multi Functional Touch Screen

Start increasing your productivity and profits now - call us today!

**Tel: +65-6749-7337 or +603-8066-7981**



**Authorised Distributor:**  
Signvec Technology Pte Ltd  
10 Ubi Crescent # 05-35 Ubi Techpark  
Singapore 408564

Tel:+65-67497337 / Fax: +65-67497667  
email: [enquiries@signvec.com](mailto:enquiries@signvec.com)  
[www.signvec.com](http://www.signvec.com)



## WHY CHOOSE VISION?

- ☒ Leading worldwide manufacturer of engravers and routers
- ☒ Made in the USA since 1983
- ☒ High-quality, reliable products
- ☒ Dedicated technical support

## MAX ENGRAVER SPECIFICATIONS CHART

Software	Vision Express (Expert or PRO optional)
MAX. Work Area	8 x 12 inches
Maximum Work Piece Size	Flat 14"(L) x Any Width x 7"(H) Cylindrical 12" x 6" Diameter
Z-Axis Clearance	3 inch (76.2 mm)
Z-Axis Stroke	3" standard
Table Resolution	.0002"
Spindle Type	1 1/64", 6mm or 1/4" Top Loading
Table Type	Removeable Aluminum T-slot, Cylindrical
Interface	Ethernet
Controller	Series 5 High Speed-Intergrated Controller with V-Touch Pendant
Warranty	2-Year Limited
Power Requirements	110/220V 10 Amp
Physical Dimensions	24"(W) x 17"(D) x 33.5"(H) - 140 lbs
Shipping Dimensions	45"(W) x 35"(D) x 42"(H) - 250 lbs
Additional Options	Top/Bottom Collet, Ring Attachment